

# The Calligraphers' Guild

Serving Southern Oregon  
www.roguepens.org  
Summer 2023

## President's Message

Welcome to the Guild's year end. It has been a long and productive year. Transitioning from all Zoom to Hybrid meetings, I would like to thank ScrappyCraft for providing the meeting space and Saturday mornings for our get-togethers.

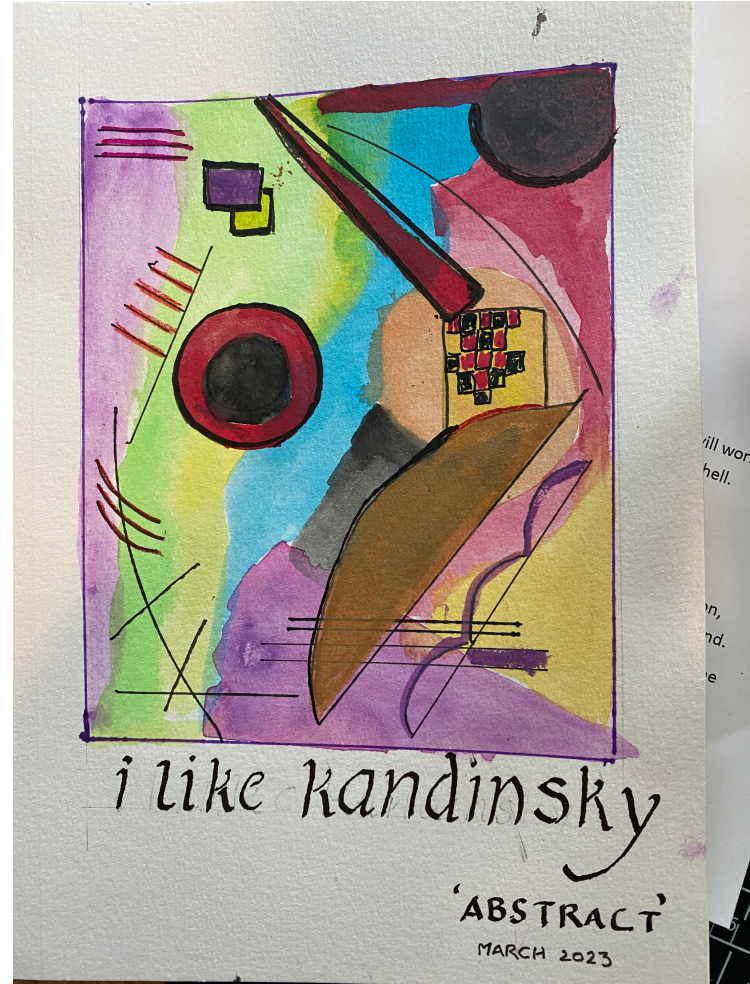
For me, it has been an extreme challenge to work with the various media, i.e. pencil, ink, gilding, pastel, watercolor, etc. But now at least I have something to look at in my sketchbook! I really liked the pan pastels and hope to continue my torture with them. I would also like to do more gilding. Oh, lucky me!

I'd also like to thank all those who volunteered their time to present techniques, projects and ideas for Guild members to use in their calligraphy. Thank you, Steve, for instructing the Pointed Italic Class based on Denis Brown's teachings.

As this year winds down, I look forward to our August planning meeting. And spending the summer, utilizing what we've learned this year and applying it to our calligraphic endeavors.

Hasta La Vista, Baby!

Michael Rowbottom



Carol Jones: March challenge

Carol Jones also submitted an interesting link to podcasts about pens...if you love pens and lettering, check it out!

<https://podcasts.apple.com/us/podcast/the-pen-addict/id909109717>

## Resources

<https://artistatticsales.com>

<https://www.centralartssupply.com>

<https://www.strathmoreartiststudio.com/> (many free lessons)

[https://www.johnnealbooks.com/prod\\_detail\\_list/online-classes](https://www.johnnealbooks.com/prod_detail_list/online-classes)

<https://www.skillshare.com/browse/calligraphy>

<https://www.portlandsocietyforcalligraphy.org/wp-content/uploads/2020/08/online-classesAUG-2020.pdf>

<https://www.facebook.com/RoguePens>

# New Guild Poster

Summer 2023

ABC design by Phil Gagnon  
Layout and design by JoAnn Evans



## The Calligraphers' Guild of Ashland, Oregon

*Serving Southern Oregon*

Calligraphy is the “Art of Beautiful Writing.” It takes many different forms, is used in countless ways and has infinite applications. It is found in utilitarian sign painting, as well as ornate manuscripts, books, logos, wall art, banners, and every craft imaginable. Calligraphy is found everywhere.

Supplies can be simple and inexpensive for beginners. Classes and lessons are available for a variety of skill levels, focusing on the basic “hands” of Roman, Uncial, Blackletter and Italic.

The Guild was formed in 1975 and promotes calligraphy with classes, workshops, art exhibits, informative programs and monthly meetings. It provides a welcoming community of educational and artistic connections for the Southern Oregon area.

Guild meetings are held monthly, except for July and December, and guests are most welcome to attend. Currently meetings are held on the 4<sup>th</sup> Saturday of the month at ScrappyCraft in Phoenix, Oregon.

For more information, contact us at:

[www.roguepens.org](http://www.roguepens.org)

or

[www.facebook.com/RoguePens](https://www.facebook.com/RoguePens)


# Members' Art Work

Summer 2023



JoAnn Evans: The abstract art was from March Stencils and watercolor work were from the April

The horse is both fleeting and strong:  
 It can gallop an entire day long.  
 But when designed by committee  
 It is unrecognizable – pity!  
 And by anyone's standards, that's wrong.



Chris Blank

I used Golden brand of Semi-opaque acrylic texture medium, satin finish Molding Paste over a painting stencil. I mixed in some of the green ink I wrote the verse with (a mixture of Walnut ink & turquoise Dr Martin liquid ink) into the molding paste.

I am using a 5-1/2" X 8" Strathmore Visual Journal 90# cold pressed watercolor book, for the year long project.

Lesson learned: Next time wait a little longer for the paste to dry before taking the stencil off.



Cynthia Mish

# Uncials taught by Maurice Logue

Summer 2023

Maurice Logue is offering an 8 week class at ScrappyCraft on Uncials.  
The classes are open to ALL levels.

## Materials needed:

- Paper - non-bleeding
- Pens of choice --bigger is better, I.e. C-2, Parallel Pens 2.4, 3.8 or 6.0
- Ink -- walnut, Higgins Eternal, other
- Board -- 12 x 18 or larger
- Ruler / pencil

**Dates:** Saturday mornings 10:00 to noon  
June 10, 17, 24 (skip July 1) July 8, 15, 22, 29 Aug 5

**Location:** ScrappyCraft classroom  
511 N. Main St., Phoenix, OR 97535  
(541) 512-0040

Sign up for classes at ScrappyCraft

**Cost:** \$100. for 8 classes / \$12.50 per class

With PRIOR arrangements, missed classes need not be paid for  
Make checks payable to: Maurice Logue  
For more information call: Maurice (541) 841-4829



Carol Jones




From a previous class of Maurice's.

# Members Art Work p2

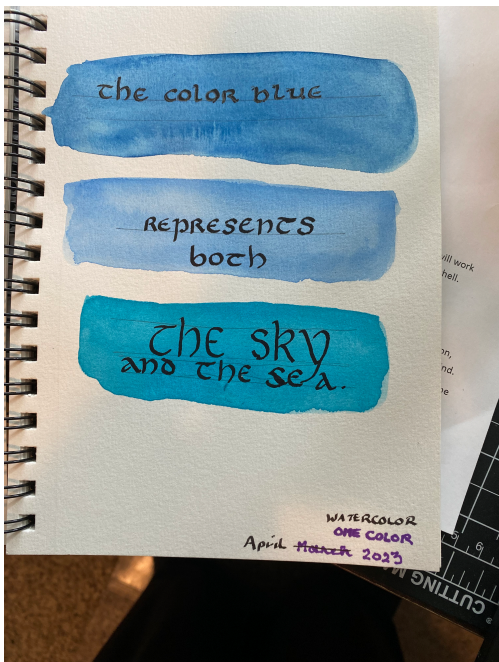


Summer 2023



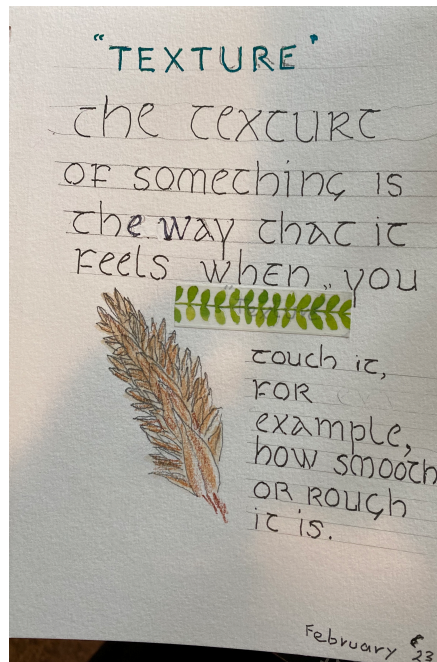
JoAnn Evans: Pointed Italic Class Steve Ostrander



JoAnn Evans: Stencils Demo by Cynthia Griffin



Carol Jones: color and texture





(artwork by Roxanne Glaser)

# Drawn to Journaling

Instructor: JoAnn Evans

Join us for a fun-filled relaxing afternoon of playing on a journal page. Think doodling, zentangles and casual calligraphy.

This is a workshop for all skill levels from "never done this before" to "old hand at this, but need some art therapy".

With a minimum of supplies, you can create an exciting page for your sketch book. We will cover ways to add this page to your existing sketch book if you would like to.

WHEN: Thursday, June 15, 2023  
1:00 to 4:00 pm

WHERE: ScrappyCraft classroom  
511 N. Main St., Phoenix, OR 97535  
(541) 512-0040  
(Sign up at ScrappyCraft)

COST: \$15.00  
Make checks payable to:  
*Calligraphers' Guild*

SUPPLIED BY WORKSHOP: \_\_\_\_\_

1 sheet multimedia paper / approx 9 x 12

YOU BRING: \_\_\_\_\_

2-4 words  
2 colors non-acrylic ink or watercolor  
(suggest one light color and one dark color) i.e. Winsor & Newton, Bister, Pelikan 4001, McCaffery, walnut, etc.  
brushes for ink or wc (round 6, 3, 1 )  
waterproof black markers (several sizes)  
water container  
small sponge  
white gel pen or white Signo Uniball pen

OPTIONAL: \_\_\_\_\_

Board & tape (to stretch paper)  
Light grey marker  
Black Glaze pen  
Glitter pens


For questions or more information contact:  
JoAnn Evans (541) 535-2077

# Members' Art Work p3

Summer 2023



Michael Rowbottom



Mary Danca




Michael Rowbottom



JoAnn Evans

## April Guild Meeting at Scrappy Craft and on Zoom.



## QUESTIONS CORNER

***What medium do you like to use with your calligraphy?***

***What medium have you not tried, but would love to experiment with?***

In each issue of the guild newsletter there will be questions for members to respond to which will be published in the following issue. For the first attempt at this we had a number of responses ranging from simple statements to longer descriptions of likes and experiments. For me it was fun to read what each member had to say. I hope that you, too, enjoy reading what others had to say.

### **Michael Rowbottom**

*What medium do you like to use with your calligraphy?*

Wow tough question for me, since I have very little experience with calligraphy but I do have some experience with drawing. I like to use Stonehenge Aqua Hot press when working with Pastel and sometimes with Water color. I normally use smoother paper like Strathmore 400 100lb for most of my drawings that I have done as well as Strathmore 300 100lb I am still learning and have a lot to go.

*What medium have you not tried, but would love to experiment with?*

Boy where to start, this falls in the same category. As I have not done so much as you wonderful members that have way tons more experience than I do. I bow to you all. There is a ton of medium I have not used, felt or petted as my all time one I wish to try. So I don't think it would be fair of me to select one since I lack the experience with more than a few types of paper or canvases. I am trying and learning, and some day as a young Jedi padawan I will have more input as I become more experienced. Learning from the masters I bow too.

### **Steve Ostrander**

The medium that I use most is gouache.

I can't think of a medium that I haven't tried and wish to experiment with.

### **Chris Ewen**

I am currently using Pelikan 4001 black ink. I have been taking pointed pen classes, using the Pelikan 4001, which works perfect with my Zebra G nib. I have been using this ink for over 1 year and it: holds the thick and thin lines without feathering or bleeding, is easy to clean the ink off the nib and isn't corrosive. I have tested the Pelikan 4001 ink on the following papers: Arches Text Wove 90 pound hot press, KOH-I-NOOR heavy sketch paper, green line computer paper, Canson Pro Layout paper, Borden & Riley - smooth Cotton Comp paper and premium brands of Bright ink jet and laser copy paper.

I would like to try writing with gouache. My limited experience is that it takes practice getting the fluidity of gouache and liquid just right. I will keep trying.

### **Diana Brown**

I've been working with The Creative Kinds lately. I have Pat Blair to thank for my love of these metallics.

[https://www.etsy.com/shop/TheCreativeKinds?ref=search\\_shop\\_redirect&load\\_webview=1&bid=4eliYYk\\_bfQXaz3J6-fM7ol7RKht](https://www.etsy.com/shop/TheCreativeKinds?ref=search_shop_redirect&load_webview=1&bid=4eliYYk_bfQXaz3J6-fM7ol7RKht)

I prefer pointed pen versions the most. I added my own spin on several using brush writing as well. While I haven't explored any Gothic, I do check into some of the other available mediums. Although I enjoy having classes available via Zoom, I do believe that attending programs in person is more beneficial.



# QUESTIONS CORNER p2

Summer 2023

## Eleanor Lippman

I guess I am very old fashioned because I love writing with fountain pens. Many years ago, I purchased an Osmiroid fountain pen (the kind used by British students) in an art store and was broken hearted when someone took the pen from my desk at work (I know who did it and he wouldn't fess up!). Hoping to find something to replace it, I acquired pen after pen but none matched the beauty of writing with my missing one. Eventually I settled on several pens and nibs that match my writing style.

I like to keep fountain pens with various nib sizes and filled with a variety of ink colors on my desk for daily use. If I felt like purple one day, I would write with purple ink, or pink, or green.

It wasn't until I joined our calligraphy guild that I really put my miscellaneous pen and ink collection to work. And Covid lockdown got me started journaling. Every day I enter the day/date heading using a different pen, font, ink color and add embellishments which lets me keep an assortment of pens inked and ready to write. Where appropriate, I can include little sketches and small thumbnail photos of highlights of my day. For days with not much happening, I fill the page with my favorite snarky sayings, trying to choose an appropriate font for each one. So, in my journal I include italic, Gothic, art deco, whatever – maybe not perfect, but fun to try.

## Carol Jones

Favorite Medium or Colors    Collage  
Media never tried                Sumi Painting

## JoAnn Evans

*What medium do you like to use with your calligraphy?*

TOOLS: My go-to tools for calligraphy are parallel pens (2.4 and larger), Speedball nibs and Mitchell nibs.

INKS, ETC: Walnut ink is a favorite, as well as watercolor, gouache and metallic watercolors/gouaches. I detest Higgins Black ink and dislike most of the other black inks as well. Sumi is okay but not used much.

PAPER: One favorite is Stonehenge, along with Arches Text Wove. The Hot Press, Soft Press and Cold Press Watercolor papers work well too. Skytone Cover Parchment printing papers in various colors are also useful.

*What medium have you not tried, but would love to experiment with?*

FUTURE CHALLENGES: I would like to do more pointed pen work—not lettering, but more drawing with them. The triangular brush also promises to be of interest for florals and sketching. Combining various abstract backgrounds of sumi, watercolor or acrylic with calligraphy is also an ongoing project.

## Upcoming Events:

**June challenge:** black and white cartoons.

## CLASSES/WORKSHOPS

**Drawn to Journaling workshop:** JoAnn Evans. Date: Thursday, June 15<sup>th</sup> from 1 to 4 PM at Scrappy Craft, 511 N Main, Phoenix. Cost: \$15. A workshop for all skill levels and a minimum of supplies.

**Gelli plate** ...details to come

**Gyoyaku aka Fish print** ... details to come

**Uncial:** Maurice Logue proposed teaching an 8-week class. The members present asked for uncial. Classes will be held on Saturdays from 10 to noon at Scrappy Craft in Phoenix starting June 10 and ending August 5, 2023. Note: no class on July 1. Price for the series: \$100.

# This and That



## ADIANKRA ALPHABET

(Akan, Ewe, Ga and Dagbani-Simplified)

a	b	c	d	e	f
g	h	i	j	k	l
m	n	o	p	q	r
s	t	u	v	w	x
y	z	ch	d	dz	ε
f	gb	y	kp	ny	ŋ
o	sh	ts	v	3	

### SYMBOLS FOR INNER PEACE



outofstress.com

### DRAGON SCRIPT

	- A		- N
	- B		- O
	- C-K		- P
	- D		- R
	- E		- S
	- F		- T
	- G		- U-V
	- H		- W
	- I-J		- X
	- L		- Y
	- M		- Z

©2017 CKorankye

**Bits and Pieces:****Zoom or live?**

We continue to offer in person meeting as well as Zoom for those unable to make it in person.

**Minutes:** Check with Eleanor if you do not receive your minutes. Cell (909) 228-7424  
[elippman@aol.com](mailto:elippman@aol.com)

**Scrappy Craft Classes:** For information on classes please call [\(541\) 512-0040](tel:5415120040)

**Newsletter Submissions:**

Please remember that the editor will accept calligraphy, other art, suggestions, articles, news and information on members for the next issue. When submitting, please be sure to put 'calligraphy for newsletter' in the subject line so it will be easy to find when putting the newsletter May or June for the summer edition.

**Classes:**

Steve Ostrander's pointed italic class: Small attendance, but great enthusiasm. Attendees agreed it was very well done and very inspirational.

**Exhibits:**

**Pascal Winery:** February 2024

**Art Presence:** possibly November 2024  
 Other suggested sites and dates are to be discussed at a later date as members in charge were not present.

**Happy Birthday to our Members**

**June** no birthdays

**July** no birthdays

**August**

23 Terry DeFrisco

26 Cynthia Griffin

**September**

6 Eleanor Lippman

12 Goly Ostovar

14 Lola Daugherty

16 Diana Brown

30 JoAnn Evans

**From the Editor:**

Memorial Day is the unofficial start of summer and I hope that it finds everyone in good spirits and good health. The guild takes a meeting break in June and July with the 2024 planning meeting scheduled for August 19, 2023, from 10 to noon.

The June summer get together will be held on Saturday, June 3 at Grizzly Peak Winery. Join us for a brown bag lunch, delicious wine, and a share and swap afternoon.

It has been an interesting challenge to get this newsletter out each quarter and I personally appreciate the commitment of many of the members who contribute regularly. If you have not submitted your work, please consider doing so for the next issue which will be out in Fall, likely at the end of September. With your participation, the newsletter can become better and better. Thank you for your support.

Mary Danca

**Who we are:** Our Guild is a nonprofit organization that was founded in 1975 to provide a forum for the study and critical practice of calligraphy through classes, workshops, lectures and the interchange of ideas and techniques.

We welcome all levels of skill. The Calligrapher's Guild currently holds monthly meetings and sponsors workshops, lectures, exhibits and related activities. Meetings are held on the fourth Saturday of the month, 10:00AM to Noon at Scrappy Craft in Phoenix, Oregon. No regular meetings are held in June, July or December (June is our Summer picnic, July is vacation and December is our Christmas Party).

The August meeting is a planning meeting for the coming year's calendar. If you have questions or need further information you can contact anyone listed on this page or find us at [RoguePens.org](http://RoguePens.org). or on Facebook at Rogue Pens.