

The Calligraphers' Guild

January 2021

Serving Southern Oregon
www.roguepens.org

From the editor:

Happy New Year everyone... As we bid farewell to 2020 let's also be thankful for some of the gifts it gave: our cars will last a bit longer than expected, our gardens loved the attention they got this year, the money saved from not taking that vacation, having a little extra money from not having to buy clothes for each of the last 3 seasons....and time alone and with the few others in our 'bubbles'.

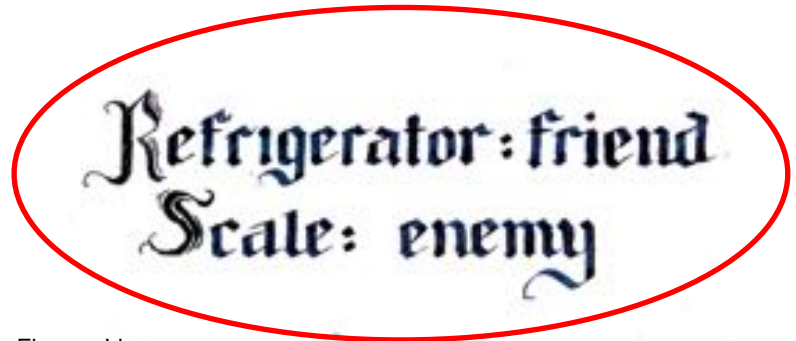
So as we say goodbye to 2020, let us be thankful for some of the lessons learned... and although some relationships suffered, others seemed to flourish. I wish you all happiness, prosperity, love, and good health...in whatever order you choose.

We look to 2021 to be better, especially to allow community with friends, dinners out of the home in restaurants, and of course calligraphy guild meetings NOT on Zoom!

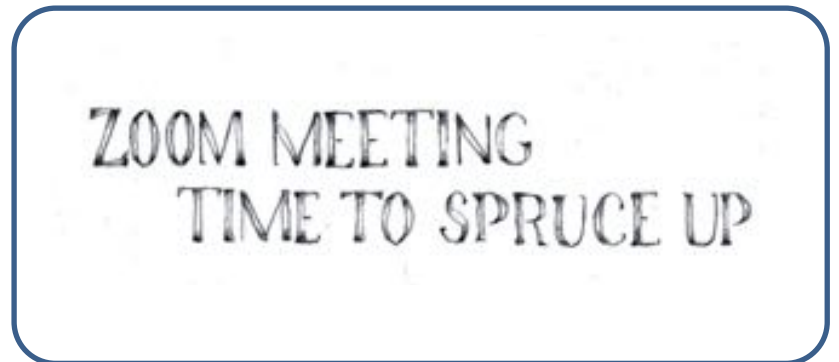
Thank you to all who contributed again to this month's newsletter and to those who helped make the Christmas party a success, most notably Cynthia, Joann, and Michael. I hope everyone had fun. There were zoom challenges as usual but fun as always.

House plant
brave soul
not watered

Eleanor Lippman



Eleanor Lippman



Eleanor Lippman's snarky humor strikes again and again.



Cynthia Mish

New Classes to begin at Scrappy Craft

Starting in January, there will be a new Calligraphy class on Thursdays hosted by our very own Maurice Logue. The class takes place at Scrappy Craft starting January 7th and runs until March 11th. The students will cover 3 weeks each of uncial, italic, and black letter calligraphy during the nine week course!

Maurice will also be hosting a beginners Calligraphy class on Saturdays at 10am. Call Scrappy Craft to sign up 541-512-0040.

There will be no class on the second week, as they will be closed for maintenance.

Zoom Christmas Party 2020

January 2021

Fun zoom photos with apologies if I did not get your individual photo or not a very good one in the group shots.



Elements of Design Let's get into shape!

Part 1

Written by Goly Ostovar

Happy New Year! January is a great month for resolutions and one common is to get into shape. Fortunately, we are going to discuss the second element of design today, which is Shape!

We as artists are visual story tellers and we use elements of design for communication. All Letter forms are shapes and it is up to us to put these puzzle pieces together to tell an engaging story.

Shapes are two dimensional figures that are created when we enclose a line. There are two kinds of shapes: Geometric and Organic shapes.

1- Geometric shapes are human made, architectural and can be found in buildings and machines. They are precise, and regular like squares, rectangles, and circles etc.

2- Organic shapes are freeform, curvy, and have soft and round edges. They are often found in nature and are biomorphic, bio means life and morph means form, meaning life form or life like.

There are other ways to define shapes. One way is to change the color, value, texture, or pattern without drawing a line around the shape. In our Calligraphic works we can create a shape within an area by changing the font or its color. This is a useful technique to create intrigue. Shapes give us structure. They are the most important design element and our ticket to freedom and innovation. I often say 'mind your shapes and the rest will follow'.

What are positive and negative shapes?

The shapes of object that we draw are considered positive shapes and the rest of the space around the objects is considered negative shapes. The relationship between the positive and negative shapes helps us see and interpret the objects.

Our brains look for shapes and patterns. We are wired this way for survival. Early humans needed to see lions and tigers hidden in jungles for safety. Animals respond and run for cover when they see the shape of hawk or an owl when flying overhead.

What is The Rubin Vase?

Another interesting concept that relates to shape is the "figure-ground perception" which is also known as the classic "faces or vases" illusion. It is also called the Rubin Vase. Some people will see two profile faces in white and some will see the black vase image in the center. It depends on our perception.



In calligraphy, interlocking shapes become increasingly important and tedious, because there are so many negative shapes and they can cause distractions and make awkward areas.

What are representational shapes?

When we flatten a complex three dimensional object into its simple shapes so that our brain can translate them, we have created a representational image.

What are symbolic shapes?

A symbolic shape is a design or a shape that represents a complex idea, an identity or a political or religious affiliations. For example when we see a cross we think of the Christian faith. But it could also represent a highway sign or a plus sign. When we see an octagon we think of a stop sign, and stick figures represent a man or woman. The power of shapes as symbols comes from the hidden meanings that are conveyed. They can be used in politics, marketing, religions and travel. Think about all the abstract images that have now become icons and they are packed with ideas and information. What do you think of when you see a triangle? could it be a mountain, or a slice of pizza? We as calligraphers have access to a wealth of symbols that can add depth and hidden meanings to our works.

One way to create a strong composition is to use the cross motif as a foundation. It never fails, get dull or boring depending on how you incorporate the rest of the design. There are many more interesting and exciting motifs which I will share in future articles.

As artists we need to become very observant. From the moment we wake up till the time we go to bed we encounter shapes. Designers and artists have worked on every single product we see and touch and every book or magazine we read, We are surrounded by inspiration.

Shapes start their journey first in our imagination and then in our hands. The adventure of our art work begins. with each stroke of our pen as we shape its future. Just remember to give permission to do a lot of free flowing ideas and be supportive of your efforts. The destiny of our art work does not have to be the Metropolitan Museum of art, but only to appreciate the energy well spent and shared. As for me, actually many of my pieces end up in the fireplace 😊 But the journey has always been fun, educational, and rewarding through this magical calligraphic wilderness.


"Art is not a thing; it is a way."

Elbert Hubbard

Images supporting Goly's article.




Shapes as Icons



Brainstorming



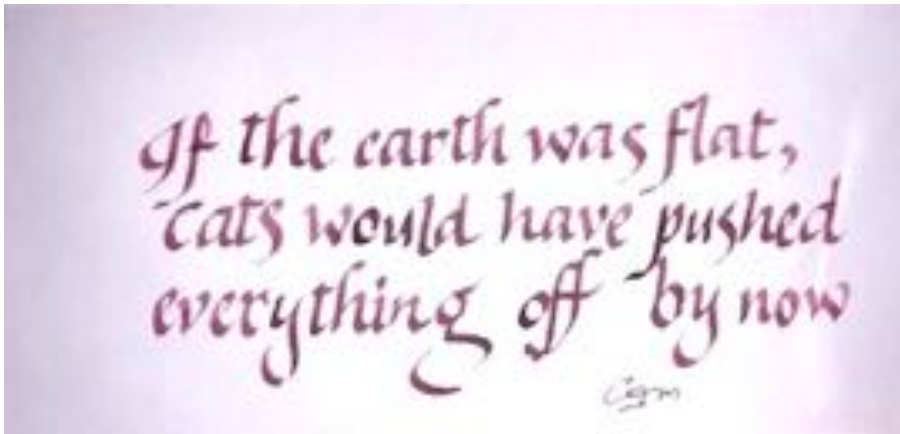
Positive negatives shapes working in harmony



Ah hah!

A few of our members' work

January 2021



Cynthia Mish




Artist unknown...oops



Maurice Logue or Pinterest?



Cynthia Mish




Sorry I lost the name..correction in Feb.



Mary Danca



Goly Ostovar



Eleanor Lippman

Hints and Ideas

This is the envelope maker that Eleanor Lippman spoke about and uses to make her lovely envelopes to match her cards. You can find it at most craft stores or online.

The Envelope Punch Board is a favorite. First off, you can make your own envelopes up to size 6" x 8.5", so that's handy for a card maker. Secondly, you can make envelopes as small as 2.5" x 3." This easy-to-use Envelope Punch works great for creating your own gift card envelopes, envelopes within envelopes and other projects. Includes a rounded corner punch. (also available in mini-envelope punch board which make envelopes as small as 1" x 1").



We R Memory Keepers Envelope Punch Board:

- Envelope maker board makes crafting far more convenient
- Allows you to turn a single piece of card stock into an envelope
- suitable for sending in the mail
- We R Memory Keepers punch board works in just 4 simple steps
- No need to use scissors or paper cutters

Member News

Thank you to Michael for offering news for January in this newly created section "**Member News**". Perhaps each month someone new can write a bit about what he/she has been doing or plans to do. It would surely inspire us to step out of our comfort zone and try something different!

Meager News, but my own. from Michael Holstein

Item 1: A terrible year but I did finish doing five artist books: Bird Cartoons, Cow Cartoons, Avian Gargoyles, and two different books of found art in the museum of our condominium's parking garage. Apparently I need to be locked up to really get things done. Wish I were a more competent artist, but you gotta go with whatcha got.

Item 2: My pajamas are confused, very confused. They prefer to be folded up and in their drawer two thirds of the time. They endure being folded up and carefully placed under a pillow but only when we're visiting somewhere. I carefully explain daylight savings time to them twice a year, but they just shrug and roll their eyes. The disruptions of COVID-19 absolutely outrage them. They refuse to stay folded. They slump and sprawl all over the place. And all their wrinkles are shaped like frowns.

Item 3: Sometimes I pay attention to my lettering when I do crossword puzzles, usually in Roman, but I will try other hands in coming puzzles. You gotta practice. And the puzzles tell me that they do appreciate the effort. The challenges are shape, of course, but also spacing in the little boxes. Maybe I should complete a crossword done in calligraphy hands, one for the ACROSSes and another for the DOWNs. Now that's an idea for 2021.

Item 4: An even better idea: The NYT end of the year puzzle **SUPERMEGA** is a double page monster with 600+acrosses and 600+ downs. They are not that hard but still a major challenge for the sheer bulk. I'm thinking


🤔 I will do it in pencil and then finalize it in ink (different colors?) using four different hands in the four quadrants. That will take weeks, maybe months, and might make a BIG frame-able work for the Jacksonville show. Hmmm.

Art Show in July...Have you thought about what you will do??

“MIXED EMOTIONS”

Calligraphers' Guild Mixed-Media Exhibit July 2021

Art Presence Art Center/ 206 N. 5th St./ Jacksonville, OR



Dear Members ... Art Presence has invited our Guild as guest artists for the month of July 2021 in their gallery in Jacksonville.

The theme for July exhibit will be “Mixed Emotions”

With the many situations involving virus, protests, political unrest, fires, finances, education & isolation that have affected our world/city, as well as the awakening within us of new personal discoveries... our priorities, strengths & reinventing how we work & communicate socially, I feel this would be a great way to express the many emotional feelings within our souls during this time through art.

Emotions such as good, bad, sad, hopeful, peaceful, goofy, humorous, serious etc.. The idea would be mixed-media art/calligraphy, to express an emotion(s) through letters, words, objects and/or art with dimension. Does not have to be a quote. Perhaps a word, sound or thing.

Breaking out of the traditional boxes that portray calligraphy would be fresh and interesting. Feel free if you wish to collaborate with someone to create a piece(s)

All art must be securely wire hangable but not confined to a frame.

I hope all of you find a way to show on the gallery walls. I will provide a list of emotions if you need some inspiration.

Please contact me if you have any questions or suggestions.

Cynthia Griffin cgriffin.629@gmail.com 541-261-0236 (phone or text)

THE CALLIGRAPHER'S GUILD
P.O.BOX 304
ASHLAND, OR 97520

President

Lynda Stevenson 541.292.4178
 lyndagarden@yahoo.com

Secretary

Joann Cleckner
 jzccpa@sonic.net

Treasurer

JoAnn Evans 541-535-2077
 thegardenofweed.in@hotmail.com

Membership Chair

Anna Hinkle 541-708-1598
 annagrammo@gmail.com

Social Media

Diana Brown 541-440-2697
 bcobrown@charter.net

Webmaster

Steve Ostrander 541.772.0749
 sostrand47@gmail.com

Newsletter Editor

Mary J. Danca 541.292.0471
 emjade@opendoor.com

Exhibits

Cynthia Griffin 541.261.0236
 cgriffin.629@gmail.com

Happy January Birthday



Anne Brooks January 29



HAPPY NEW YEAR TO EVERYONE

Long long ago, before Covid, a few of us met and learned how to make these lovely paper balls. Perhaps it is time to reconsider a lesson in making them. They are lovely and really not hard to do.



National Handwriting Day January 23, 2021

In 1977, as educators began to feel that the art of handwriting was beginning to disappear as a requisite skill, the Writing Instrument Manufacturer's Association (WIMA) decided to do something about it. They decided that a National Handwriting Day was needed so they invented it. They chose January 23rd because that is the date when John Hancock was born in 1737. While John Hancock was a prominent merchant, a patriot of the American Revolution, statesman and even the third Governor of the Commonwealth of Massachusetts, he is best known for being the first person to sign the Declaration of Independence. Handwriting refers to a person's unique style of writing characters created with a writing utensil such as a pen or pencil. Handwriting is separate from calligraphy or typeface.

According to WIMA's website, writing allows all of us to be individuals and artists during a time when electronic devices such as tablets, phones, and computers are the devices used as the primary form of communication. After all, handwritten letters have sparked love affairs, declared revolutions, started wars, ended wars and created whole movements. It's also an art form that is deeply embedded in our history.

